

Suicide Pool

Pandahill Secondary School

Naomi Elibariki Shanguya and Pilly Hussein Ndobeji

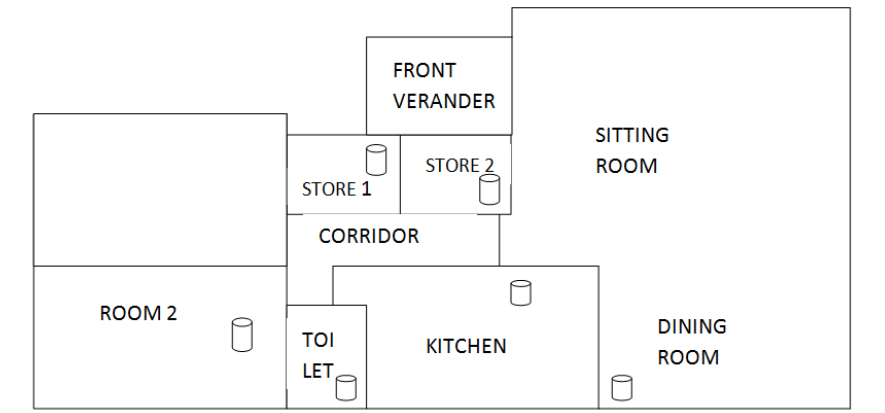


Abstract:

The project has the name "suicide pool" due to the fact that the victim itself decides to go towards the solution committing suicide without being aware of it.

The idea of carbon dioxide from yeast was the ignition of this project. Tanzania and Africa in general face a great challenge of eliminating Malaria, sleeping sickness and cholera where the major vectors are the solution's victims.

Thus, our hope for the future of this project is to help everyone in Africa to eliminate these vectors, hence creating a better and safe environment free of such diseases.



Method:

To fully understand the solution's effectiveness both test and controlled experiments were conducted, similarly observation and close check-ups of the solution were done daily.

Preparation of suicide pool is easy and consumes only little time. The following procedures were followed:

Water was boiled to 74°C then cooled. A simple bottle was cut into half.

2 table spoons of yeast were put into the bottom half of the bottle, followed by three table spoons of sugar. The top half of the bottle was kept upside down onto the bottom half, the two halves were sealed with a tape. Lastly, a half liter of water (boiled but cooled) was added to the mixture to complete the solution.

Later, daily results were collected from the solution. Observation was the clearest method that was used to extract exact data from the solution. Along with it, text experiments were done for the aim of determining the efficiency of the solution (suicide pool).



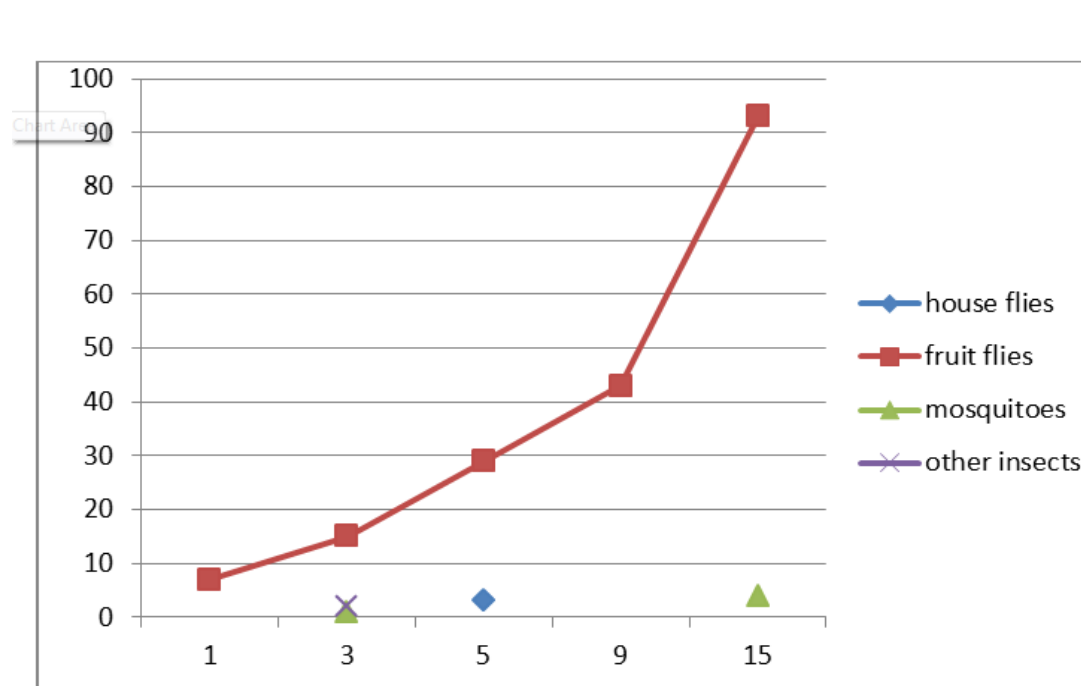
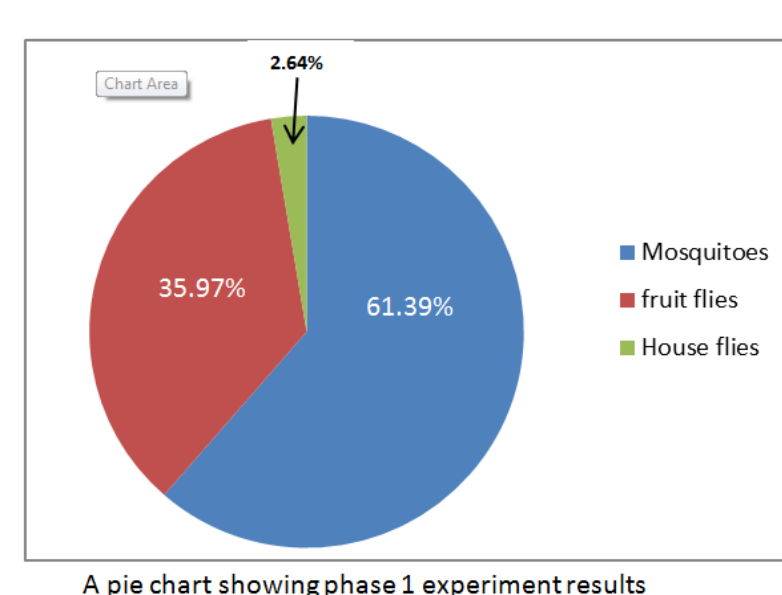
Results:

Phase 1 Experiment (20-23°C)

After the yeast was left to react with sugar at a slight warm temperature its positive efforts began to show up from day 3 as can be seen in the illustrating table below. The solution shows a clear effect to mosquitoes being the major victim.

Results from Phase 2 Experiment (25-28°C)

Here the solution was prepared and left for it to react in a cooler environment compared to the first phase. Other, different results were obtained due to the change in environment. The fruit flies and house flies being the major victims as observed from the illustrations below.

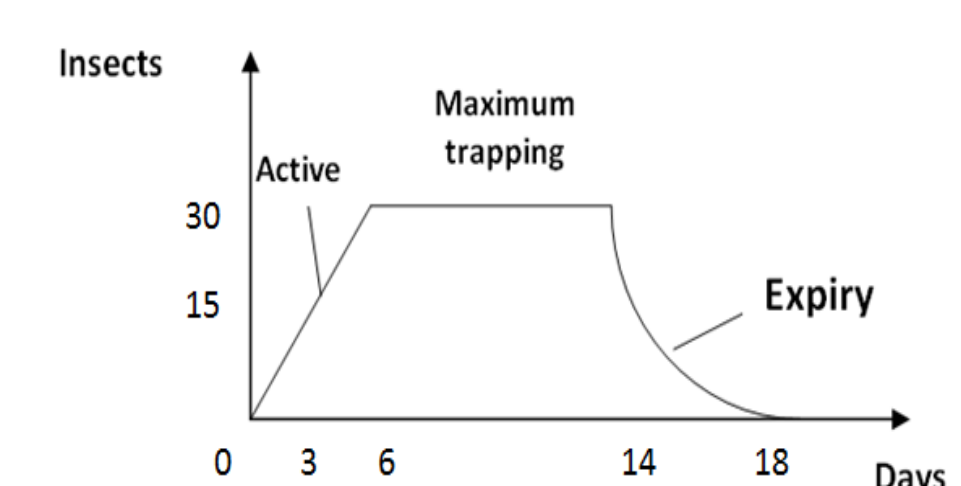
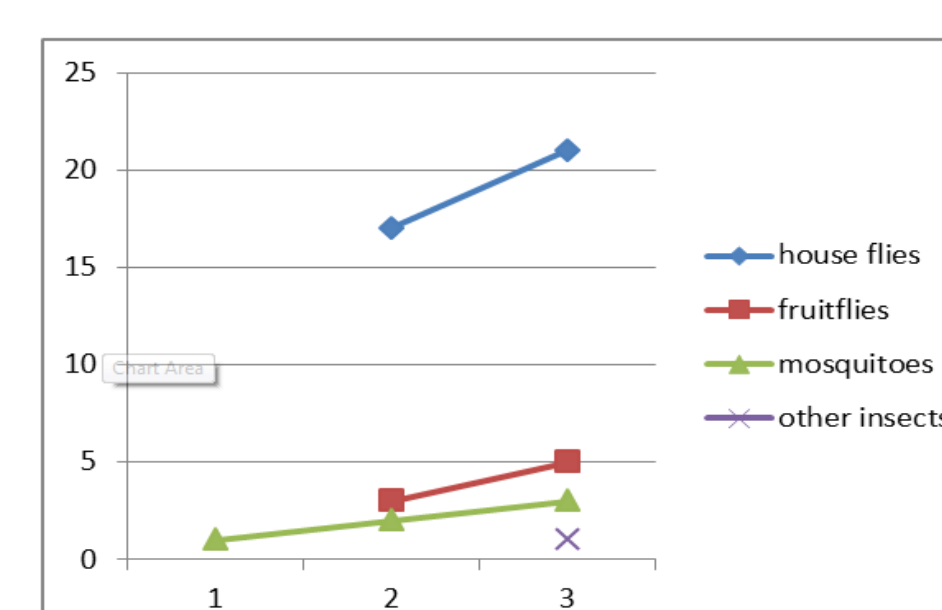


Days	1	2	3	4	5	18	Total
Mosquitoes	-	-	2	16	23	29	70
Fruit flies	-	-	3	7	10	21	41
House flies	-	-	1	-	-	2	3
Other insects	-	-	-	-	-	-	-

A graph showing the trend of trapping insects (until expiry)

Days	House flies	Fruit flies	Mosquitoes	Other insects
1	-	7	-	-
3	-	15	1	2
5	3	29	-	-
9	-	43	-	-
15	-	93	4	1

Days	House flies	Fruit flies	Mosquitoes	Other insects
1	-	-	1	-
2	17	3	-	-
3	21	5	3	1



Conclusion:

The comparison of the two phases of experiments shows that the effectiveness of the solution varies with temperature and also with concentration. This means a solution with more sugar attracts more victims, but even those out of range, thus making a slight source of error to the research.

However, the solution produces carbon dioxide to an extent and it may be noted that when the carbon dioxide production exceeds, it is harmful to the environment.

Suicide pool is the best homemade insecticide anyone could use harmlessly compared to any other industrial manufactured insecticide. This gives us the first baby-step toward elimination of malaria, sleeping sickness and cholera in Africa.

Acknowledgment:

We put forth our sincere gratitude to our headmaster Br. Zephania Lusanika, our mentors Mr. Mayunga B. and Ms. Elke and the PASEC community in general.